



Exford Primary School

Where Children Count!
www.exfordps.vic.edu.au



Using TiqBiz

We've had feedback from some of our families that they didn't know about the Parent Student Teacher Conferences last week - a reminder that TiqBiz is our communication link with you and that all information is either in the fortnightly newsletter or sent in a single TiqBiz update when needed.

For our new families, there was an instruction sheet in the Info packs, as well as in the first newsletter of the year, which was sent home with every child in paper form.

If you are having technical difficulties, we're always happy to help! Just bring your phone or iPad in and we will give you a hand.

The newsletter is always saved to the school website each fortnight, as well as a paper copy on display on the front noticeboard.

Easter Bonnet Parade

On the last day of Term 1, we always hold our traditional Easter Bonnet Parade, with children wearing their home-made creations. This forms the Homework task for the last week and the children can wear their bonnets with pride. We invite our families to come to a special 9 am Assembly on that day to share in this special activity.

Easter Raffle


Thank you to Maddy's family (Year 1 A) for kick-starting the prizes for our Easter Raffle, they have donated a car service at their family business and a car care pack, which will be some of the major prizes.

We are calling for the donation of Easter goodies for our annual Easter Raffle, which is drawn at our final Assembly.

Our Easter Raffle tickets have been sent home today, thanks to our Year 5-6 JSCs and School Captains for collating the booklets.

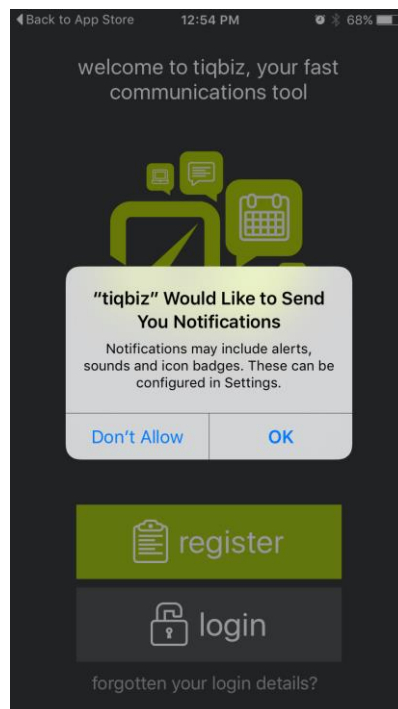
Step 1

Download TiqBiz from the App store.



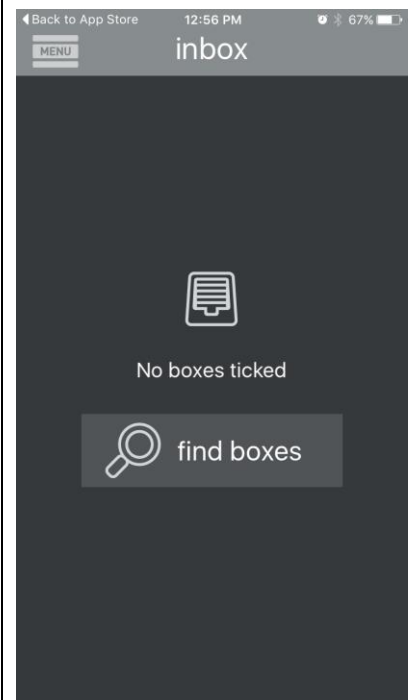
Step 2

Register yourself as a TiqBiz user with your email and a password.



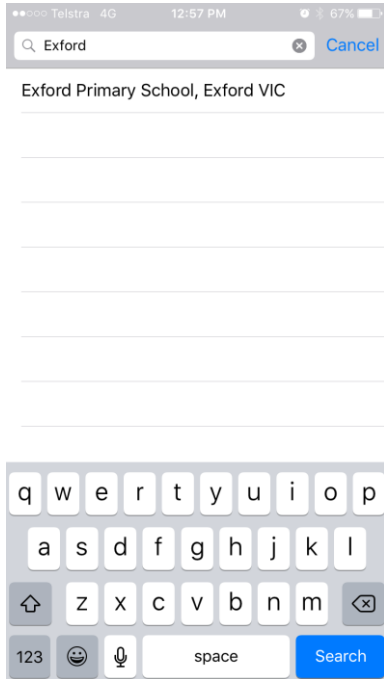
Step 3

You now have to choose the fields that will be helpful to you - click on 'find boxes'



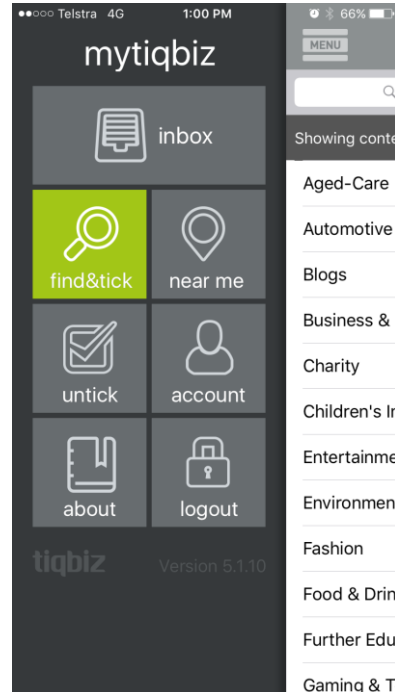
Step 4

Choose our school.



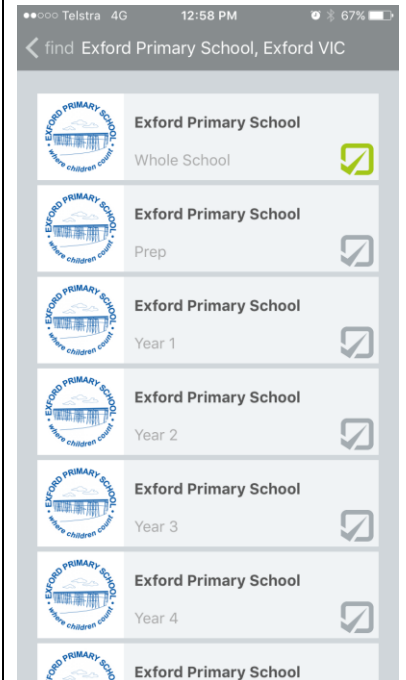
Step 5

Select 'Find and Tick'.



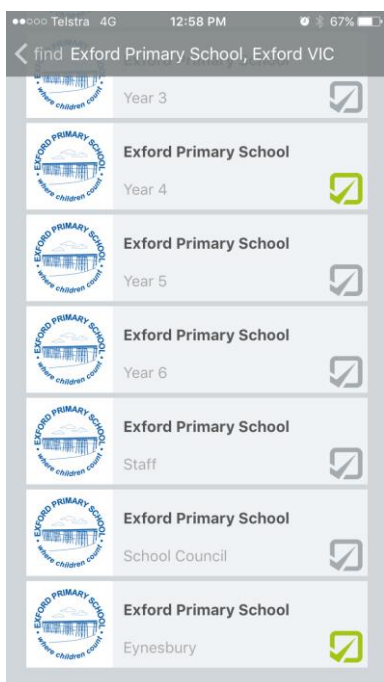
Step 6

Choose your feeds by tapping the grey tick -it turns green when selected.




Step 7

Choose the feeds that will be helpful to you - we recommend the whole school feeds, the year levels of your children and the Eynesbury feed if you live there / use the bus.



Step 8

You can see the feeds that you have chosen. If you click on one, you will be able to see the TiqBiz notes that have been sent out. Newsletters are sent through the Whole School feed. Click on the Menu box in the left top corner to return.



Step 9

This is the field you use to send the school a TiqBiz. Use absence for absences if your children are not on the bus. Use Eynesbury bus service for letting us know if your child is not using the bus because they are absent (all in the one form!).

